












## Safe Pet Checklist

On average 20,000 animals are taken in as “strays” every year in Kansas City Area shelters. Many of these “stray” pets are actually “lost” pets, and sadly many that go through the shelter system do not make it out. Please follow this checklist and don’t let your pet become a statistic. ANY pet can get lost, even yours!









[www.NMHPKC.org](http://www.NMHPKC.org)

816.333.PETS (7387)

### ***What to do BEFORE your pet gets lost***

-  Make sure you have a current photo of your pet in case you need it for a “lost” poster. Make sure you have a clear picture of your pet's face and head.
-  Make sure your information is current with ALL of your veterinarians. You never know if a rabies will trace back to an old vet who has outdated information.
-  Make sure your pet has current ID tags!.
-  Make sure your pet is microchipped and the information is current. Double check to make sure the microchip company has current age and weight information for your pet as well.
-  Take stock of any distinguishing marks your pet has. A person that has found your pet may ask you about these to prove it is your pet.
-  Make sure you know the age and weight of your pet. These descriptors will help when you are filing “lost” ads in newspapers or calling local shelters.
-  Ask friends, family, and your veterinarian what breed your pet is. Even if you know your dog is a purebred Bouvier des Flandres, they may say it is a schnauzer or a terrier mix. Their answers will give you a good idea about what someone finding your pet may list it as.
-  Keep in close contact with the breeder or rescue group where you adopted your pet. Make sure they have your current information. Their help can be invaluable if you lose your pet.
-  Realize that it could happen and be prepared. Even a pet that doesn’t wander may still become lost in a natural disaster, a car accident, or after a burglary. You never know when these will happen so make sure you and your pet are ready.

### ***Tips to keep your pet safe at home***

-  Spay and neuter your pet
-  Never leave your pet unattended outside, even if you have a fence.
-  Always keep your pet on a leash
-  Make sure your home is secure. Make sure there are screens in your windows and your screen doors shut completely
-  Check your fence. Make sure there are no holes or other escape routes and make sure your dog can not jump over it or dig underneath. If you have a dog that likes to jump, get some inside angled fencing to discourage that behavior. If you are having trouble with your pet bolting, digging under the fence, or jumping over the fence, please seek professional behavioral help before it is too late and your pet escapes.
-  Put locks on your gates. Many pets have been lost when neighbors, children, or service men open gates and don’t shut them completely.
-  If your dog is afraid of fireworks or thunderstorms, make a special effort to keep them inside in an enclosed area during these events. Many pets get frantic at these times and will jump or dig or tear a hole in the fence and escape when they normally wouldn’t.
-  Check out [www.missingpetpartnership.org](http://www.missingpetpartnership.org) and read about different pet personalities and behaviors. Know what your pet will do when it is lost BEFORE it happens.